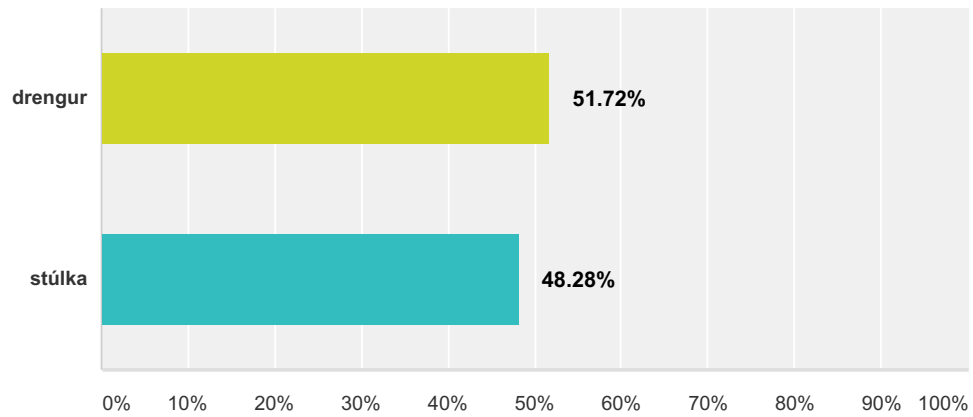


Q1 Kyn nemanda

Answered: 29 Skipped: 0

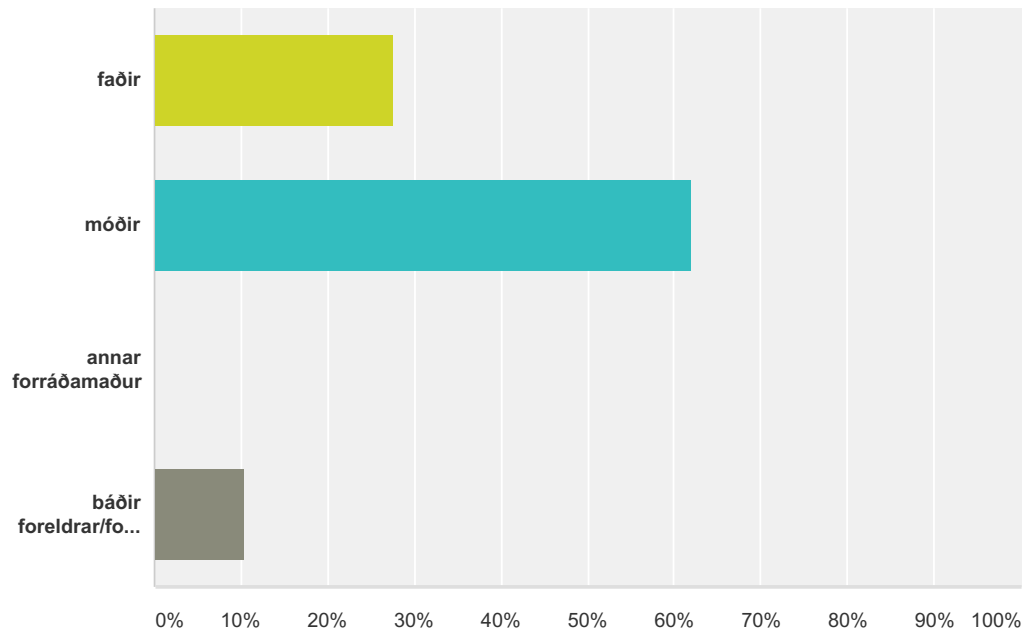


| Answer Choices | Responses |
|----------------|-----------|
| drengur (1) | 51.72% 15 |
| stúlka (2) | 48.28% 14 |
| Total | 29 |

| Basic Statistics | | | | |
|------------------|---------|--------|------|--------------------|
| Minimum | Maximum | Median | Mean | Standard Deviation |
| 1.00 | 2.00 | 1.00 | 1.48 | 0.50 |

Q2 Tengsl svaranda

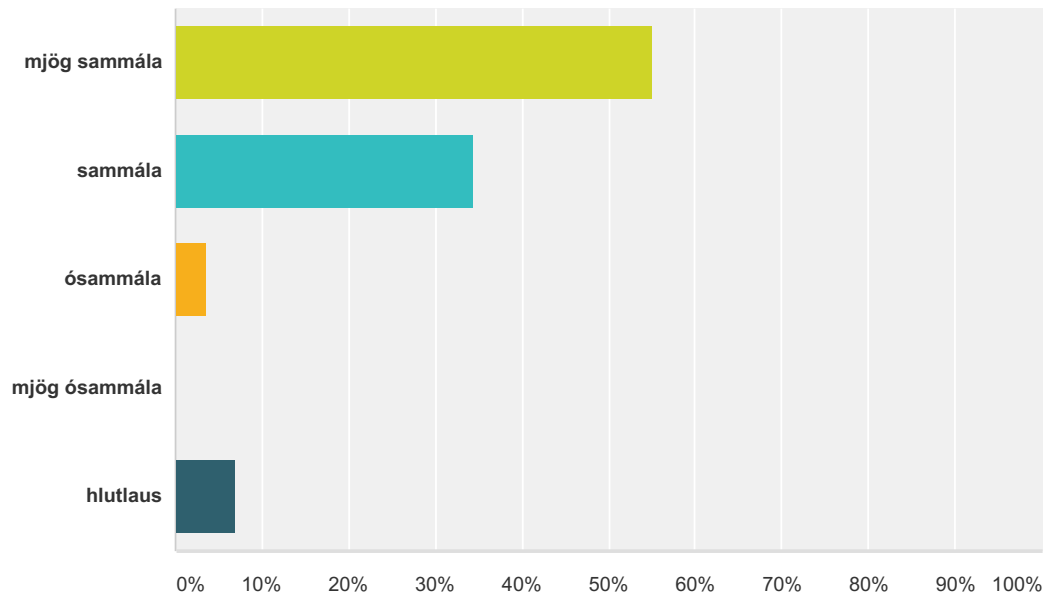
Answered: 29 Skipped: 0



| Answer Choices | Responses |
|-----------------------------|-----------|
| faðir | 27.59% 8 |
| móðir | 62.07% 18 |
| annar forráðamaður | 0.00% 0 |
| báðir foreldrar/forráðamenn | 10.34% 3 |
| Total | 29 |

Q3 Menntaskólinn á Tröllaskaga er góður skóli.

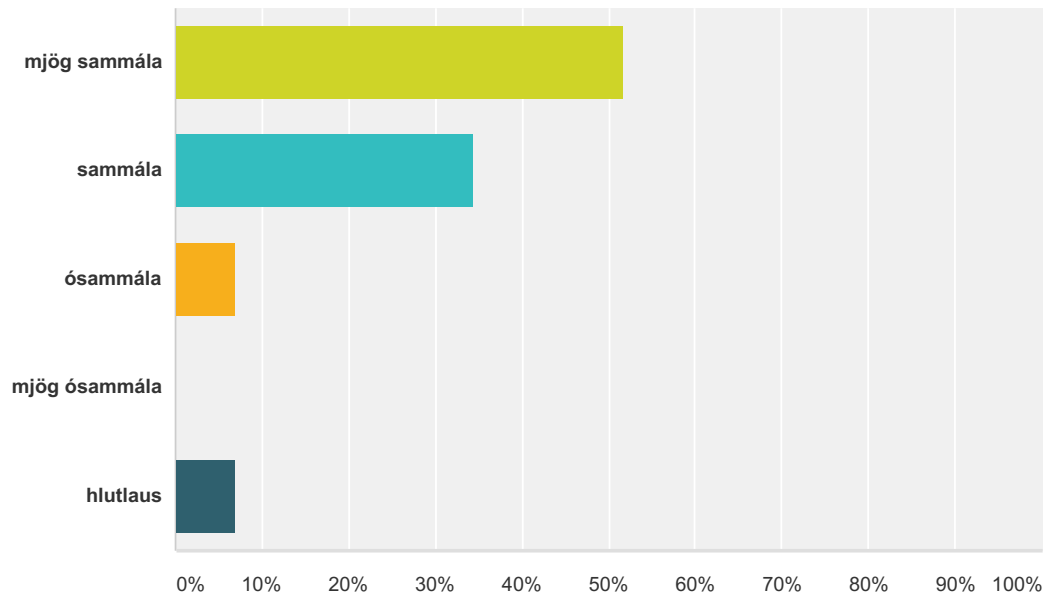
Answered: 29 Skipped: 0



| Answer Choices | Responses |
|----------------|-----------|
| mjög sammála | 55.17% 16 |
| sammála | 34.48% 10 |
| ósammála | 3.45% 1 |
| mjög ósammála | 0.00% 0 |
| hlutlaus | 6.90% 2 |
| Total | 29 |

Q4 Ég ber traust til skólans.

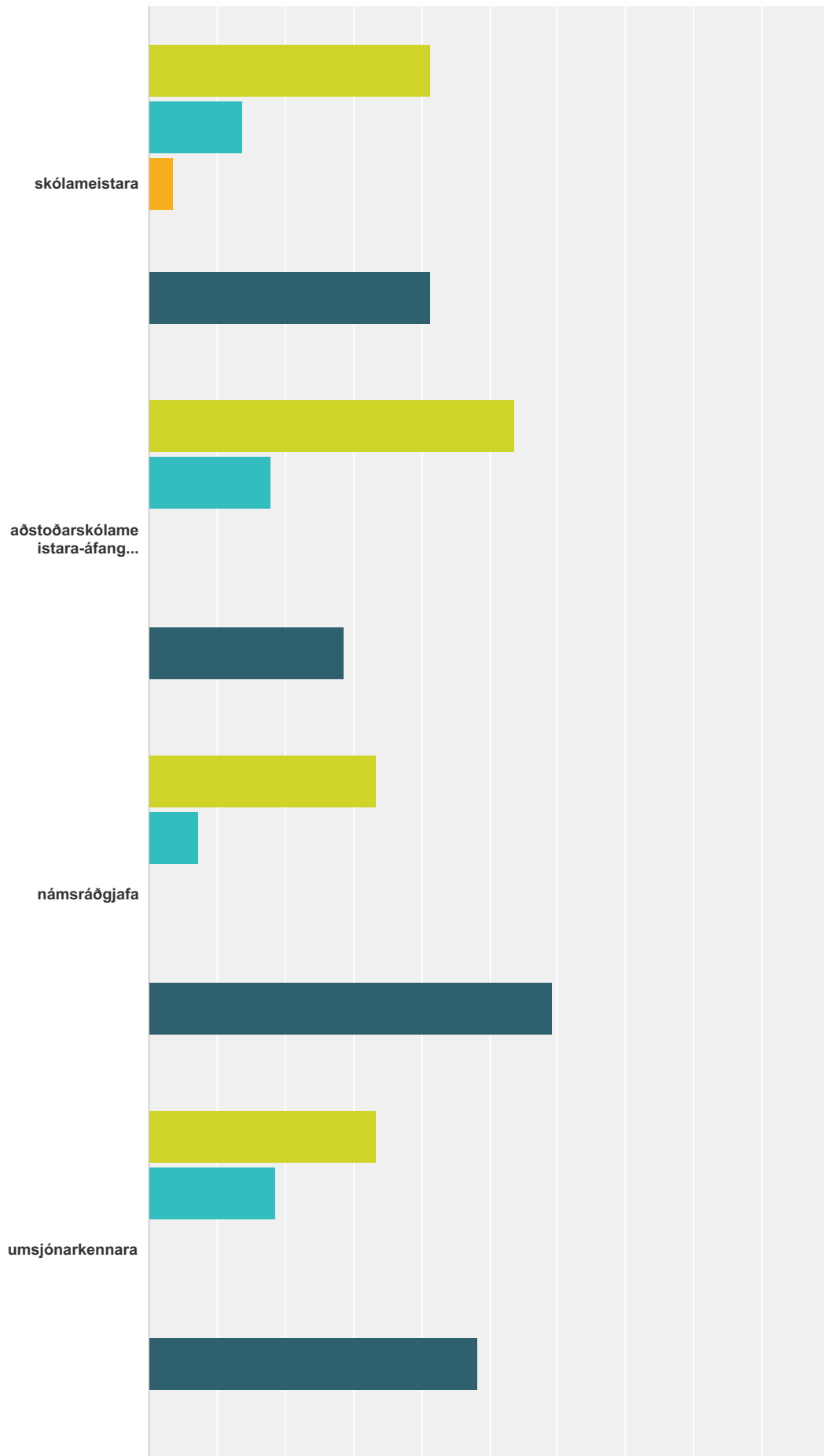
Answered: 29 Skipped: 0

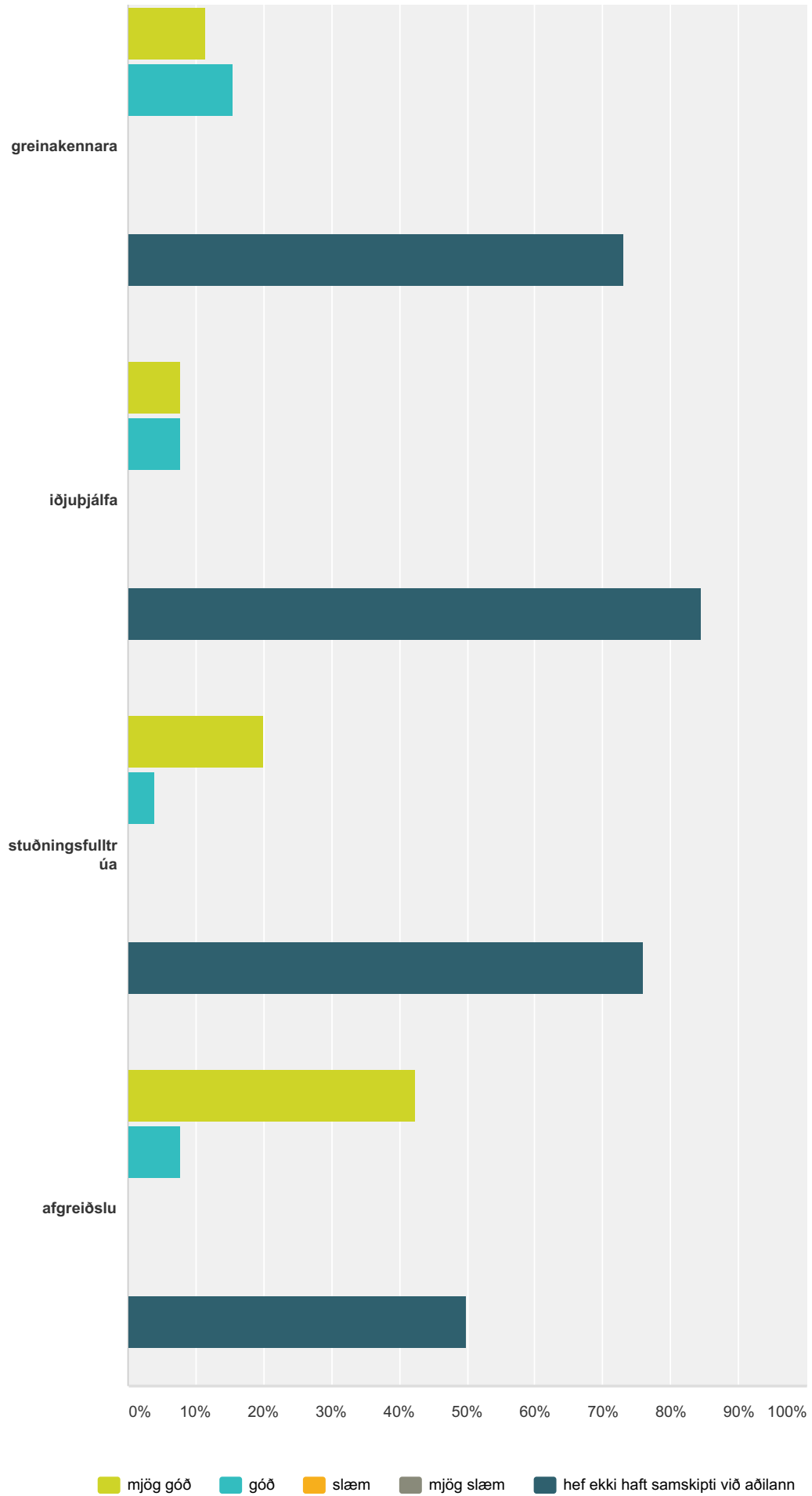


| Answer Choices | Responses | |
|----------------|-----------|-----------|
| mjög sammála | 51.72% | 15 |
| sammála | 34.48% | 10 |
| ósammála | 6.90% | 2 |
| mjög ósammála | 0.00% | 0 |
| hlutlaus | 6.90% | 2 |
| Total | | 29 |

Q5 Samskipti við starfsmenn skólans

Answered: 29 Skipped: 0





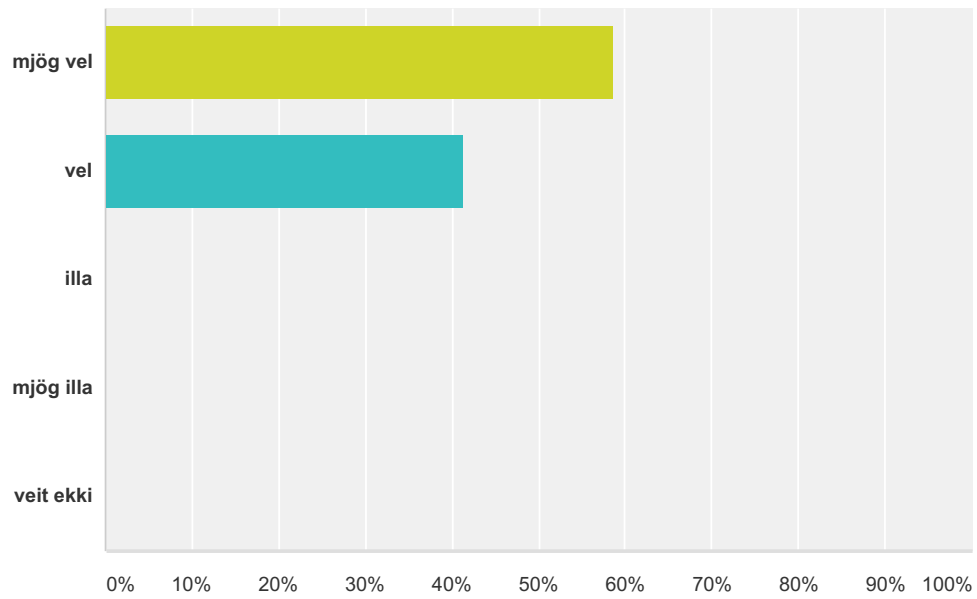
| | mjög góð | góð | slæm | mjög slæm | hef ekki haft samskipti við aðilann | Total |
|------------------------------------|---------------------|--------------------|-------------------|-------------------|--|--------------|
| skólameistara | 41.38% 12 | 13.79% 4 | 3.45% 1 | 0.00% 0 | 41.38% 12 | 29 |
| aðstoðarskólameistara-áfangastjóra | 53.57% 15 | 17.86% 5 | 0.00% 0 | 0.00% 0 | 28.57% 8 | 28 |
| námsráðgjafa | 33.33% 9 | 7.41% 2 | 0.00% 0 | 0.00% 0 | 59.26% 16 | 27 |
| umsjónarkennara | 33.33% 9 | 18.52% 5 | 0.00% 0 | 0.00% 0 | 48.15% 13 | 27 |
| greinakennara | 11.54% 3 | 15.38% 4 | 0.00% 0 | 0.00% 0 | 73.08% 19 | 26 |
| iðjubjálfa | 7.69% 2 | 7.69% 2 | 0.00% 0 | 0.00% 0 | 84.62% 22 | 26 |
| stuðningsfulltrúa | 20.00% 5 | 4.00% 1 | 0.00% 0 | 0.00% 0 | 76.00% 19 | 25 |
| afgreiðslu | 42.31% 11 | 7.69% 2 | 0.00% 0 | 0.00% 0 | 50.00% 13 | 26 |

Q6 Hefur þú athugasemdir/ábendingar um samskipti og upplýsingagjöf skólans?

Answered: 13 Skipped: 16

Q7 Ég tel að námsfyrirkomulag skólans, vikulotur, henti námi nemandans.

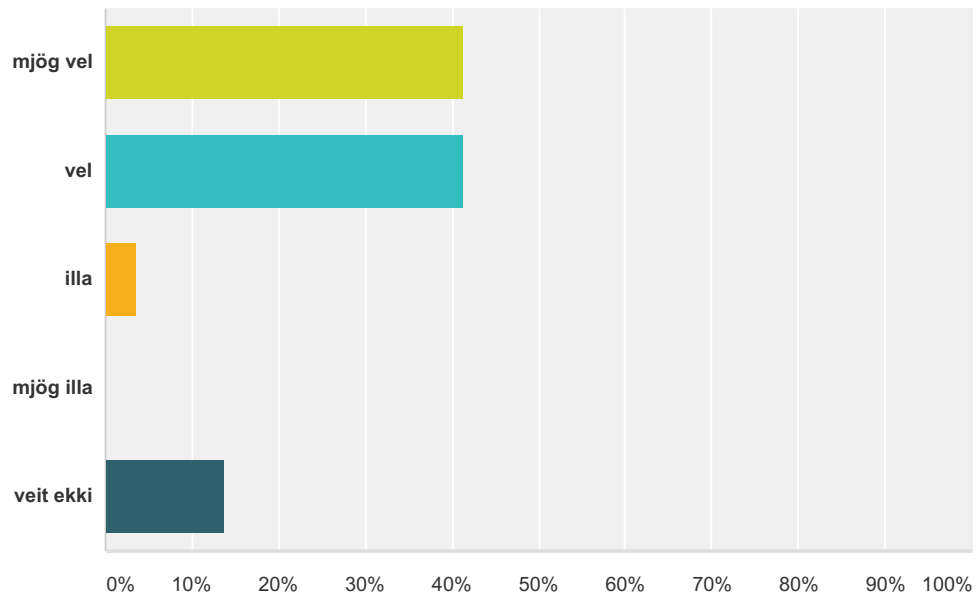
Answered: 29 Skipped: 0



| Answer Choices | Responses |
|----------------|-----------|
| mjög vel | 58.62% 17 |
| vel | 41.38% 12 |
| illa | 0.00% 0 |
| mjög illa | 0.00% 0 |
| veit ekki | 0.00% 0 |
| Total | 29 |

Q8 Ég tel að vinnutímar henti nemandanum í námi.

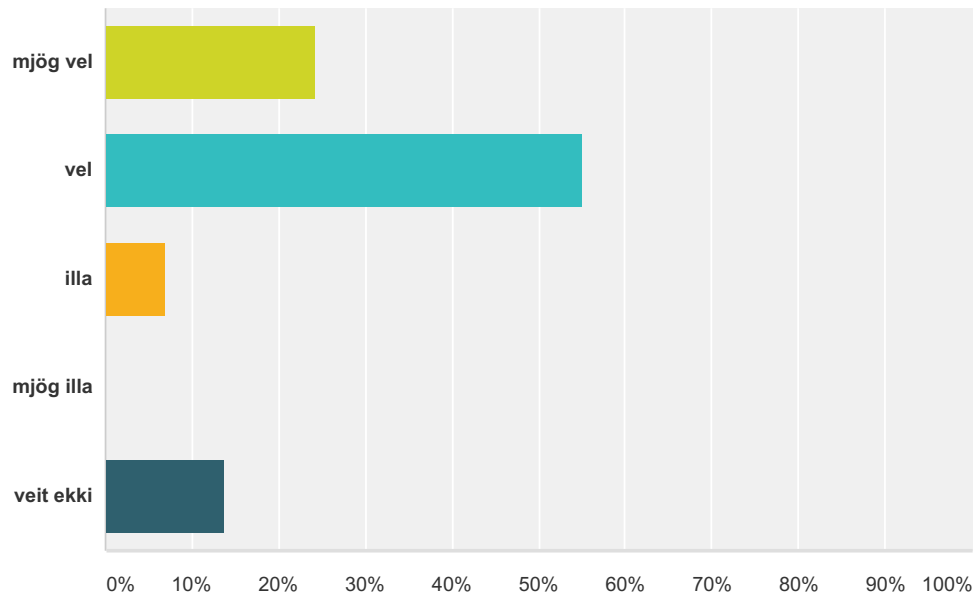
Answered: 29 Skipped: 0



| Answer Choices | Responses |
|----------------|-----------|
| mjög vel | 41.38% 12 |
| vel | 41.38% 12 |
| illa | 3.45% 1 |
| mjög illa | 0.00% 0 |
| veit ekki | 13.79% 4 |
| Total | 29 |

Q9 Ég tel að nemandinn nýti vinnutímana.

Answered: 29 Skipped: 0



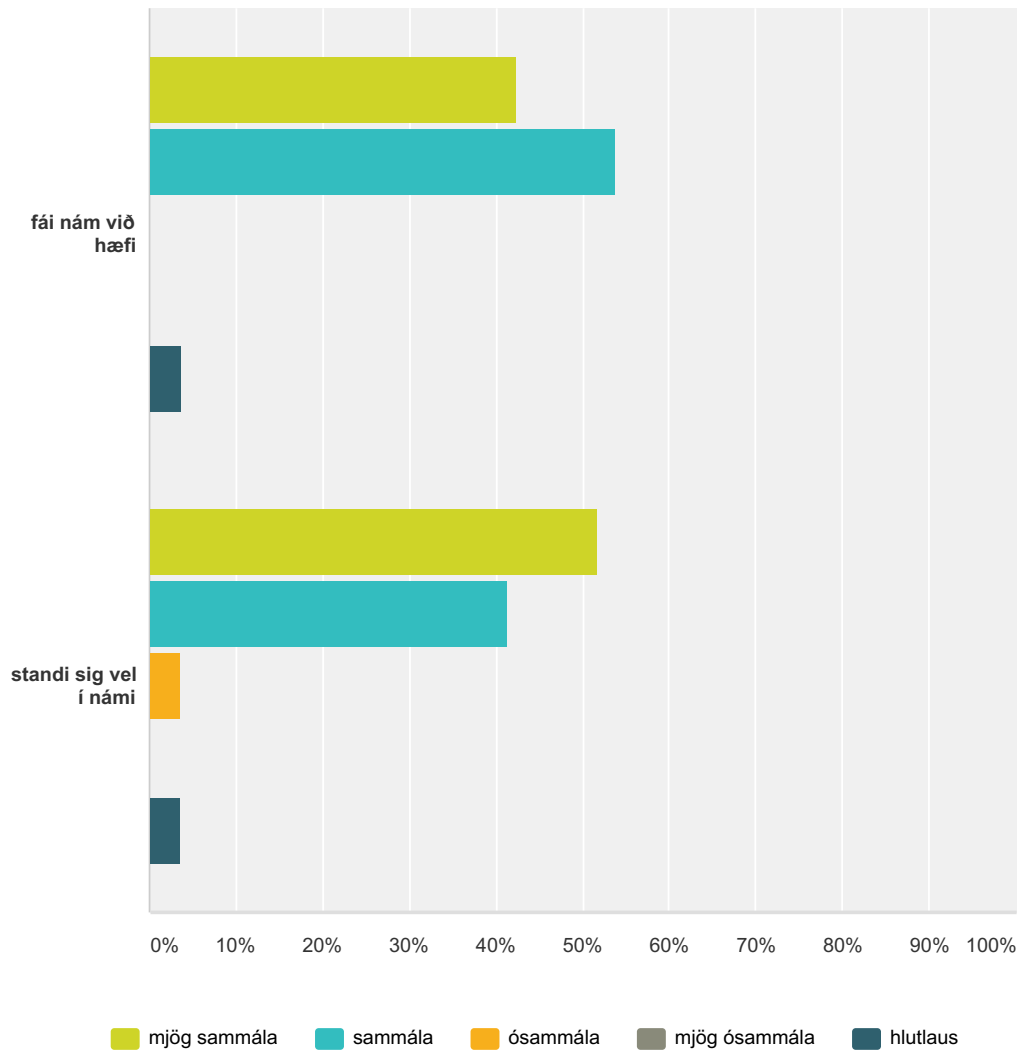
| Answer Choices | Responses |
|----------------|-----------|
| mjög vel | 24.14% 7 |
| vel | 55.17% 16 |
| illa | 6.90% 2 |
| mjög illa | 0.00% 0 |
| veit ekki | 13.79% 4 |
| Total | 29 |

**Q10 Hefur þú athugasemdir/ábendingar um
námsskipulag skólans?**

Answered: 7 Skipped: 22

Q11 Upplifun mín er að nemandinn

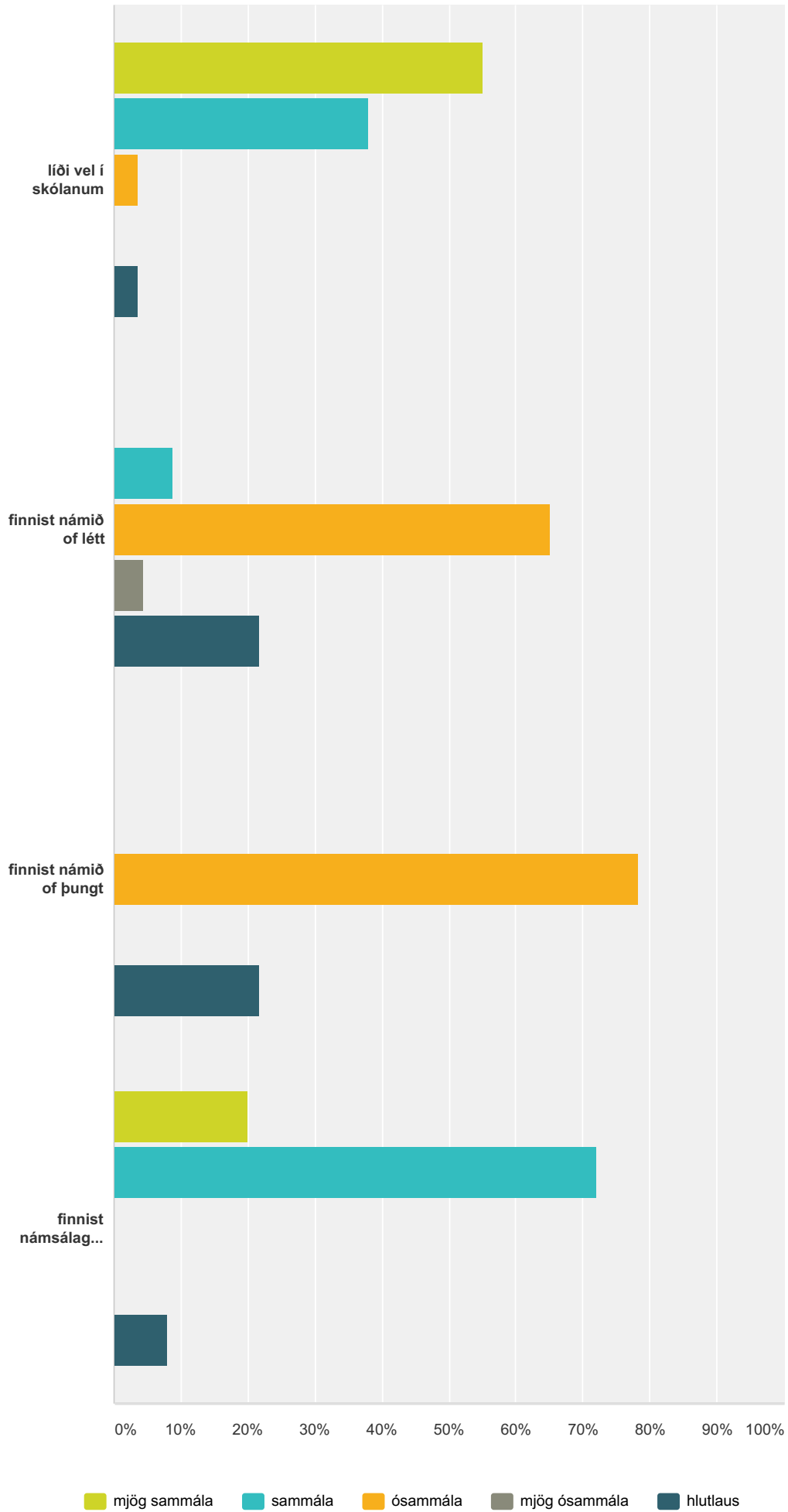
Answered: 29 Skipped: 0



| | mjög sammála | sammála | ósammála | mjög ósammála | hlutlaus | Total |
|-----------------------|--------------|--------------|------------|---------------|------------|-------|
| fái nám við hæfi | 42.31% 11 | 53.85% 14 | 0.00% 0 | 0.00% 0 | 3.85% 1 | 26 |
| standi sig vel í námi | 51.72% 15 | 41.38% 12 | 3.45% 1 | 0.00% 0 | 3.45% 1 | 29 |

Q12 Upplifun mín er að nemandanum

Answered: 29 Skipped: 0



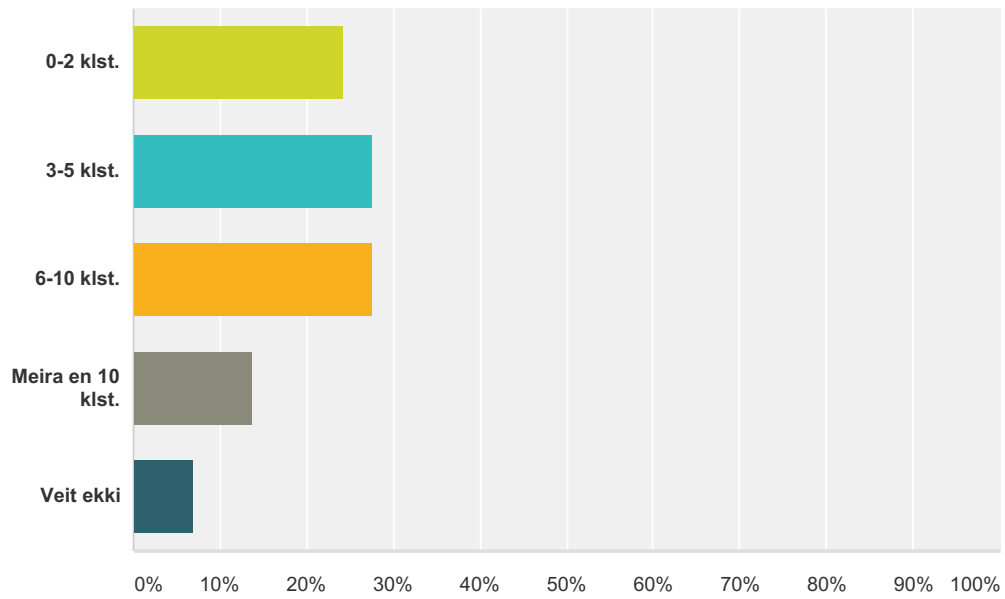
| | mjög sammála | sammála | ósammála | mjög ósammála | hlutlaus | Total |
|---------------------------|---------------------|---------------------|---------------------|----------------------|--------------------|--------------|
| líði vel í skólanum | 55.17% 16 | 37.93% 11 | 3.45% 1 | 0.00% 0 | 3.45% 1 | 29 |
| finnist námið of létt | 0.00% 0 | 8.70% 2 | 65.22% 15 | 4.35% 1 | 21.74% 5 | 23 |
| finnist námið of þungt | 0.00% 0 | 0.00% 0 | 78.26% 18 | 0.00% 0 | 21.74% 5 | 23 |
| finnist námsálag hæfilegt | 20.00% 5 | 72.00% 18 | 0.00% 0 | 0.00% 0 | 8.00% 2 | 25 |

Q13 Hefur þú athugasemdir/ábendingar um námsgengi nemandans?

Answered: 7 Skipped: 22

Q14 Hve miklum tíma telurðu að nemandinn verji í nám heima á viku?

Answered: 29 Skipped: 0



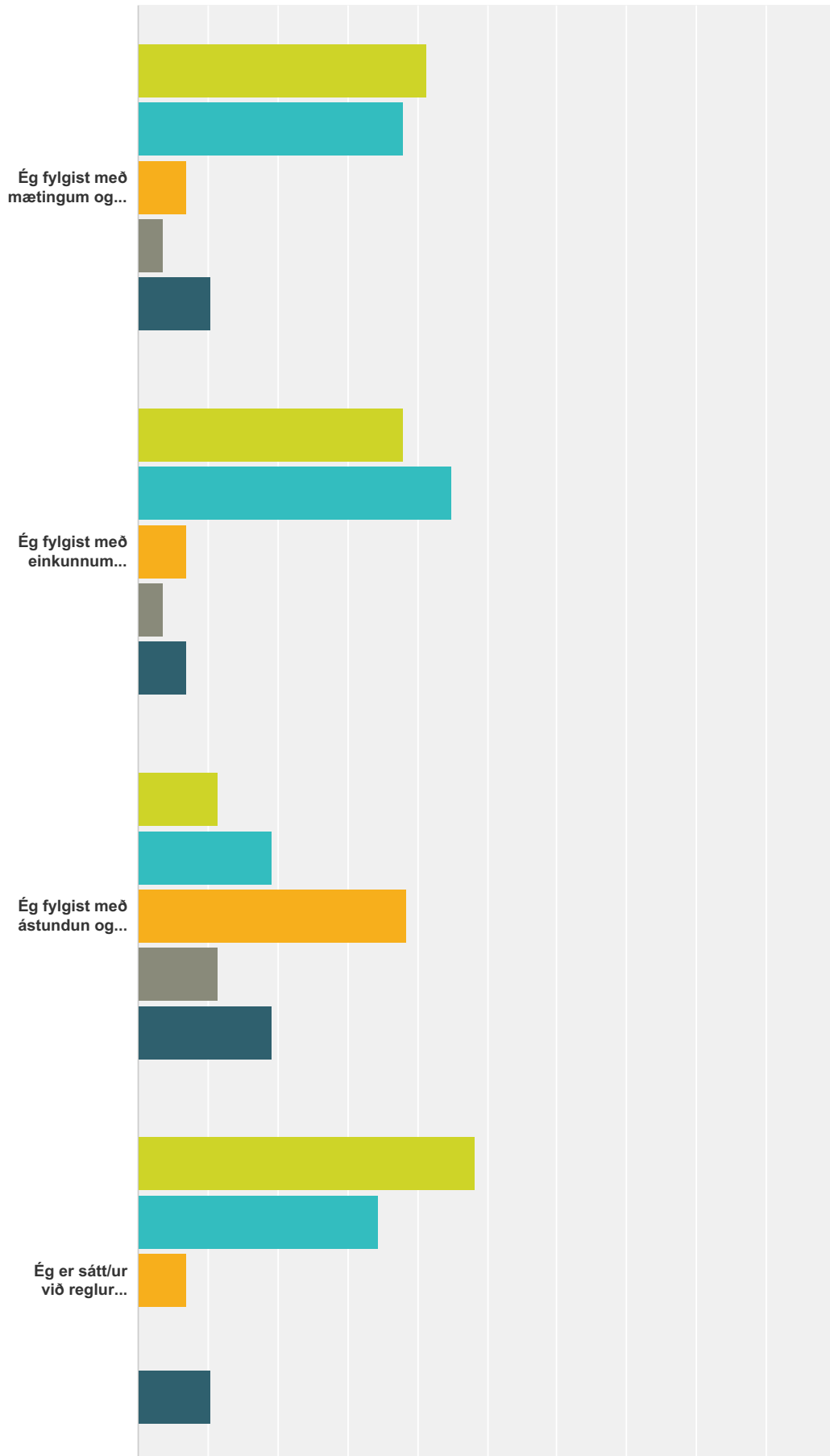
| Answer Choices | Responses |
|-------------------|-----------|
| 0-2 klst. | 24.14% 7 |
| 3-5 klst. | 27.59% 8 |
| 6-10 klst. | 27.59% 8 |
| Meira en 10 klst. | 13.79% 4 |
| Veit ekki | 6.90% 2 |
| Total | 29 |

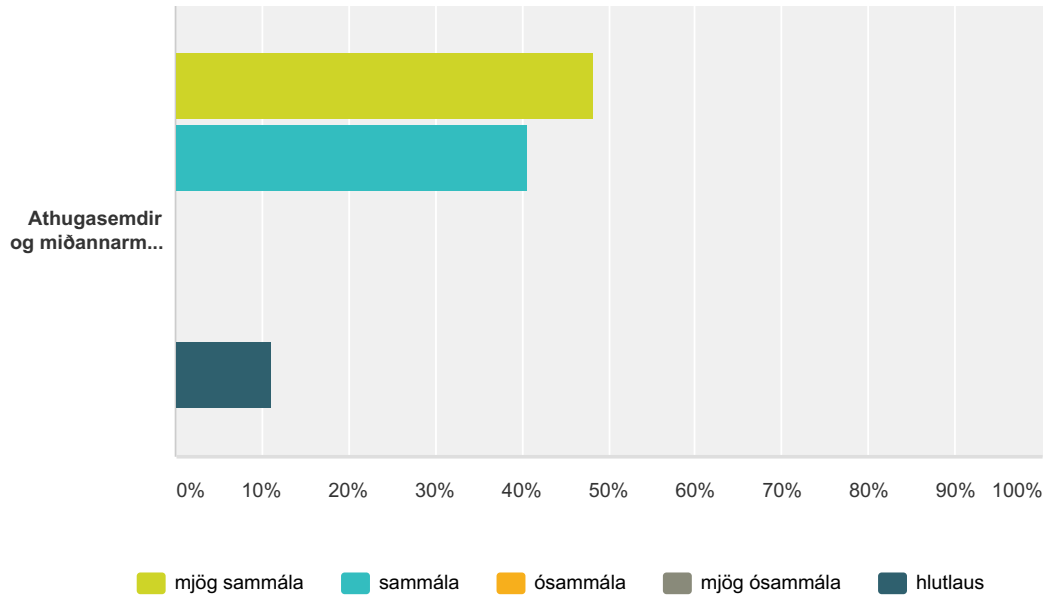
**Q15 Hefur þú athugasemdir/ábendingar
varðandi heimanám?**

Answered: 6 Skipped: 23

Q16 Merkið við eitt svar við hverja af eftirfarandi fullyrðingum.

Answered: 29 Skipped: 0





| | mjög sammála | sammála | ósammála | mjög ósammála | hlutlaus | Total |
|--|---------------------|---------------------|---------------------|----------------------|--------------------|--------------|
| Ég fylgist með mætingum og athugasemdum nemandans í Innu. | 41.38% 12 | 37.93% 11 | 6.90% 2 | 3.45% 1 | 10.34% 3 | 29 |
| Ég fylgist með einkunnum nemandans í Innu. | 37.93% 11 | 44.83% 13 | 6.90% 2 | 3.45% 1 | 6.90% 2 | 29 |
| Ég fylgist með ástundun og verkefnum á kennsluvefnum (Moodle). | 11.54% 3 | 19.23% 5 | 38.46% 10 | 11.54% 3 | 19.23% 5 | 26 |
| Ég er sátt/ur við reglur skólans um mætingar. | 48.28% 14 | 34.48% 10 | 6.90% 2 | 0.00% 0 | 10.34% 3 | 29 |
| Athugasemdir og miðannarmat gagnast mér til að fylgjast með námsgengi nemandans. | 48.15% 13 | 40.74% 11 | 0.00% 0 | 0.00% 0 | 11.11% 3 | 27 |

Q17 Hefur þú almennar athugasemdir eða ábendingar um skólastarfið?

Answered: 9 Skipped: 20